

•• **Supplies**


- For the first patient sample, please open a new **Patient Sample Kit**.
- For additional patient samples, you may use supplies from the **Collection Pack for 10 Patients**, or from the **Spare Parts Box** provided by CardioDx.[®]
- Check supplies to ensure that they have not expired.



Patient Sample Kit



Collection Pack for 10 Patients



PAXgene[®] Blood RNA Tube

Butterfly Needle


NanoCool[®] Cooling System

•• **Instructions**

STEP 1

COMPLETE THE REQUIRED DOCUMENTS:

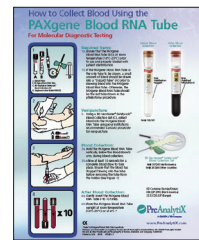
- **Test Requisition Form (TRF)**
Note: Please complete all of the highlighted sections; otherwise the test will not be resultd.
- **Sample Collection Labels (Barcodes)**
Note: Fill out the TUBE LABEL with the patient's name and DOB; fill out the TRF LABEL with the patient's name.



STEP 2

COLLECT THE PATIENT'S BLOOD:


- Follow the instructions "**How to Collect Blood Using the PAXgene[®] RNA Tube**" which is included in the Patient Sample Kit.



STEP 3

ATTACH THE SAMPLE COLLECTION LABELS TO THE FOLLOWING:

- **PAXgene[®] Blood RNA Tube**
Note: Do not cover the expiration date on the tube.
- **TRF**
Note: Attach the label to the top right hand corner of the TRF.
- **Documents** such as the CARE application, patient demographics page, copy of patient's insurance card, etc.



STEP 4

STORE THE PATIENT'S BLOOD:

- Place each patient sample into its own biohazard bag with an absorbent sheet.
 - Store the biohazard bags in the refrigerator (between 2-10°C) until ready to ship. If a refrigerator is unavailable you may store the samples inside the insulated cavity of the shipping container with an activated NanoCool[®] Cooling System. Samples may only be stored for up to 1 day prior to shipment.
- Note: For additional patient samples collected throughout the day, obtain Blood Collection Supplies from the Collection Pack for 10 Patients, and repeat steps 1–4. You may also open a new Patient Sample Kit, or use other supplies provided by CardioDx.*




IS-CDX-000185

ONCE READY FOR SHIPMENT:

- Place the biohazard bag(s) containing the patient samples inside the insulated cavity (inside the Patient Sample Kit).
Note: Up to 8 patient samples collected within two consecutive days may be added to the same Patient Sample Kit.
- Activate the NanoCool® Cooling System by pressing the activation button with your thumb. Do not use your nails or any sharp objects to activate the NanoCool®. Within seconds the NanoCool® logo will turn blue and it will feel cold to the touch.
- Place the NanoCool® back into the Patient Sample Kit foil-side up.
- Gather completed TRF(s) and copy(s) of insurance card(s) and place on top of the activated NanoCool® Cooling System prior to sealing Patient Sample Kit.

STEP
5



SEAL THE PATIENT SAMPLE KIT:

- Please use the re-sealable Velcro® closure if you plan to add additional blood collection tubes.
- When ready for shipping, seal the box with the adhesive closure.
Note: Do not reopen the box once it has been sealed with the adhesive closure.

STEP
6



MAIL THE PATIENT SAMPLE KIT VIA FEDEX®:

- FedEx label is provided in the Patient Sample Kit.
- Call 1.800.GoFedEx (1.800.463.3339) to schedule a pick-up.

STEP
7

• Important Reminders

PATIENT SAMPLES (BLOOD TUBES):

- ✓ You may ship up to 8 samples drawn within two consecutive days in one Patient Sample Kit.
- ✓ Samples must be stored at 2–10°C (35.6°–50°F) after they have been drawn.

PRIOR TO SCHEDULED FEDEX® PICK-UP:

- ✓ **Label and enclose** all PAXgene® Blood RNA Tubes with the patient's name and DOB.
- ✓ **Activate** the NanoCool® Cooling System by pressing the button.
- ✓ **Enclose** completed TRF(s) and insurance card(s) for each patient sample and place on top of the NanoCool® Cooling System. Do not place paperwork inside the insulated cavity.

If you have any questions please contact the CardioDx Customer Service team at 1.866.941.4996 ext. 2 or service@cardiodx.com.

CardioDx
600 Saginaw Drive
Redwood City, CA 94063
www.cardiodx.com

Customer Service
service@cardiodx.com
P 866.941.4996

Medical Affairs
medicalaffairs@cardiodx.com
P 866.941.4996

GXP-000185 Rev. 7 | 1015 | ©2015 CardioDx, Inc. All rights reserved. CardioDx, the CardioDx logo, Corus, and the Corus logo are registered trademarks of CardioDx, Inc., in the U.S. and other countries. All other trademarks or registered trademarks are the property of their respective owners in the U.S. and other countries.

For the Corus CAD Intended Use Statement please refer to www.cardiodx.com/corus-cad-intended-use.

